

8-HOUSING

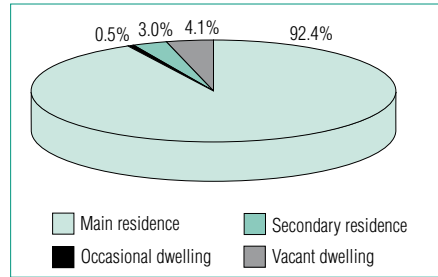
8.1 Dwellings

Dwellings by category and by province (2004 census) [1]

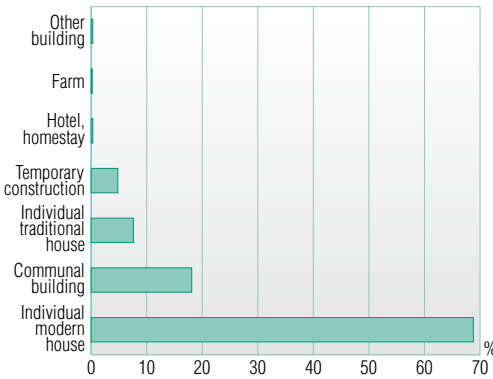
	Loyalty isl. prov.	North. prov.	South. prov.	Greater Nouméa	New Caledonia
Main residence					
Number	4 926	11 077	48 342	43 299	64 345
%	91.2	94.4	92.1	92.9	92.4
Occasional dwelling					
Number	7	113	223	196	343
%	0.1	1.0	0.4	0.4	0.5
Secondary residence					
Number	266	314	1 482	899	2 062
%	4.9	2.7	2.8	1.9	3.0
Vacant dwelling					
Number	202	224	2 470	2 219	2 896
%	3.8	1.9	4.7	4.8	4.1
All					
Number	5 401	11 728	52 517	46 613	69 646
%	100.0	100.0	100.0	100.0	100.0

Units : number, %

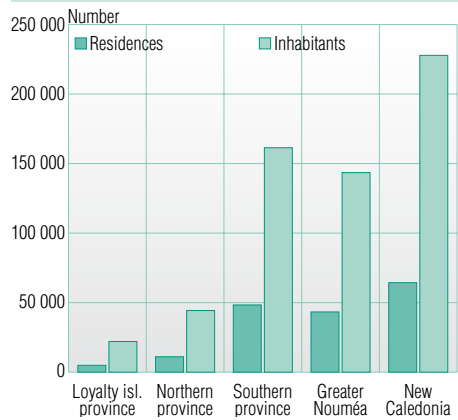
Dwellings by category (2004 census) [1]



Breakdown of main residences' population by construction type [1]



Main residences and their populations by province (2004 census) [1]



Main residences by construction type and province (2004 census) [1]

	Farm	Temporary construction	Hotel, homestay	Individual modern house	Individual traditional house	Communal building	Other building (a)	Total
Loyalty islands province	5	124	9	3 278	1 501	5	4	4 926
Northern province	70	644	38	8 343	1 802	153	27	11 077
Southern province	30	1 950	145	30 272	967	14 764	214	48 342
incl. Greater Nouméa	-	1 713	125	25 970	607	14 680	204	43 299
New Caledonia	105	2 718	192	41 893	4 270	14 922	245	64 345
Share	0.2	4.2	0.3	65.1	6.6	23.2	0.4	100.0

(a) Building used for purposes other than a dwelling (mainly industrial, commercial, administrative or public) that incorporates at least one dwelling.

Units : number, %

Population of main residences by type of construction and province (2004 census) [1]

	Farm	Temporary construction	Hotel, homestay	Individual modern house	Individual traditional house	Communal building	Other building (a)	Total
Loyalty islands province	15	521	37	15 166	6 304	17	11	22 071
Northern province	292	2 332	140	33 675	7 433	404	64	44 340
Southern province	109	8 049	446	107 767	3 535	40 868	591	161 365
incl. Greater Nouméa	-	7 263	373	92 568	2 082	40 641	564	143 491
New Caledonia	416	10 902	623	156 608	17 272	41 289	666	227 776
Share	0.2	4.8	0.3	68.8	7.6	18.1	0.3	100.0

(a) Building used for purposes other than a dwelling (mainly industrial, commercial, administrative or public) that incorporates at least one dwelling.

Units : inhabitant, %

SOURCES [1] INSEE-ISEE, Recensements de la population de la Nouvelle-Calédonie de 1996 et 2004.