

Number of ordinary households and their average size by province, according to previous census results [1]

| | 1976 | 1983 | 1989 | 1996 | 2004 |
|--------------------------------|---------------|---------------|---------------|---------------|---------------|
| Loyalty islands province | /// | 2 913 | 3 151 | 3 890 | 4 926 |
| Northern province | /// | 7 007 | 7 498 | 9 511 | 11 077 |
| Southern province | /// | 25 187 | 29 617 | 38 096 | 48 342 |
| New Caledonia | 30 540 | 35 107 | 40 266 | 51 497 | 64 345 |
| Average size of the households | 4.2 | 4.1 | 4.0 | 3.8 | 3.5 |

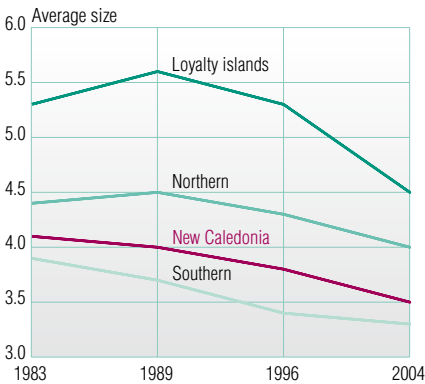
Units : number, household population

Ordinary households by size and province of residence at 2004 census [1]

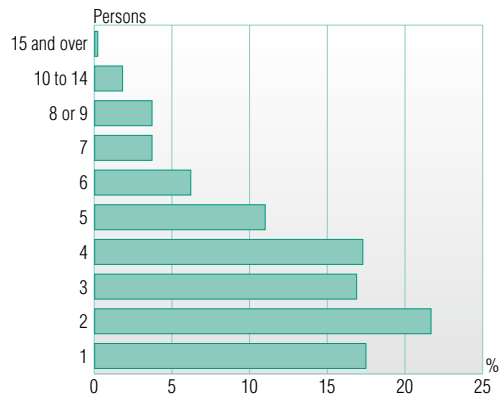
| | Loyalty islands province | Northern province | Southern province | New Caledonia |
|--------------------------------|--------------------------|-------------------|-------------------|---------------|
| 1 person | 668 | 1 871 | 8 690 | 11 229 |
| 2 persons | 522 | 1 758 | 11 695 | 13 975 |
| 3 persons | 609 | 1 698 | 8 599 | 10 906 |
| 4 persons | 802 | 1 828 | 8 472 | 11 102 |
| 5 persons | 810 | 1 342 | 4 908 | 7 060 |
| 6 persons | 590 | 951 | 2 467 | 4 008 |
| 7 persons | 401 | 577 | 1 408 | 2 386 |
| 8 or 9 persons | 352 | 676 | 1 331 | 2 359 |
| 10 to 14 persons | 157 | 336 | 667 | 1 160 |
| 15 persons or more | 15 | 40 | 105 | 160 |
| Overall | 4 926 | 11 077 | 48 342 | 64 345 |
| Average size of the households | 4.5 | 4.0 | 3.3 | 3.5 |

Units : number, household population

Average size of households by province according to previous censuses [1]



Ordinary households by size at 2004 census [1]

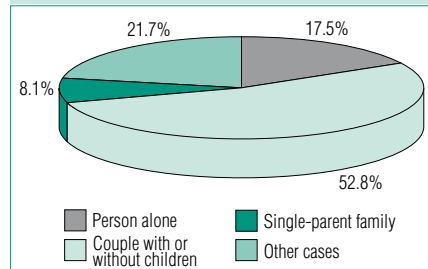


Composition of ordinary households [1]

| | 1996 | 2004 | Variation 2004/1996 |
|---------------------------------|---------------|---------------|---------------------|
| Person alone | 8 764 | 11 229 | 28.1 |
| Couple with or without children | 27 549 | 33 950 | 23.2 |
| Single-parent family | 3 968 | 5 228 | 31.8 |
| Other cases | 11 216 | 13 938 | 24.3 |
| Overall | 51 497 | 64 345 | 24.9 |

Units : number, %

Composition of ordinary households at 2004 census [1]



SOURCE [1] INSEE-ISEE, Recensements de la population de la Nouvelle-Calédonie.