

Marriage statistics [1]

	Marriages	Marriage rate	Average age at time of 1 st marriage	
			Men	Women
1965	594	6.6	///	///
1970	974	8.7	///	///
1975	788	5.9	///	///
1980	781	5.6	27.7	23.4
1985	794	5.1	29.2	25.4
1990	887	5.2	29.2	25.9
1995	875	4.5	30.8	27.6
2000	995	4.7	32.0	28.7
2005	940	4.0	34.0	30.9
2006	927	3.9	34.4	31.1
2007	884	3.6	35.0	31.9
2008	975	4.0	na	na
2009	932	na	na	na

Units : number, %, year

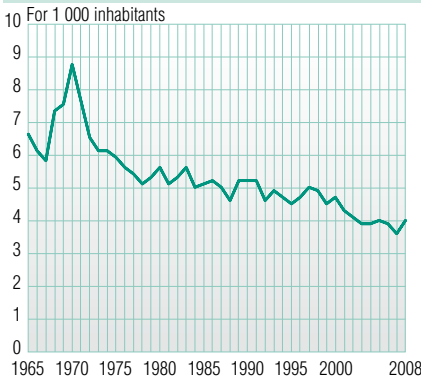
Marriage rates in selected countries (2008) [2 to 7]

USA*	7.3
Wallis and Futuna	na
Denmark	6.8
Australia	5.5
Greece	4.6
Spain*	4.5
New Zealand	5.1
Germany	4.6
France	4.2
Sweden	5.5
French Polynesia	4.5
New Caledonia	4.0

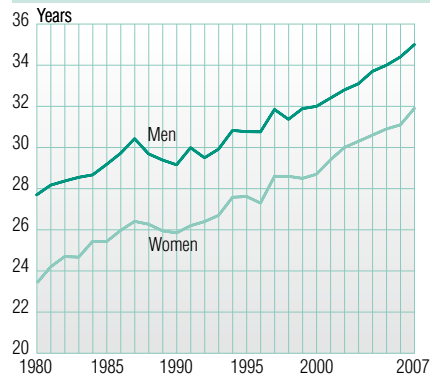
* 2007 data.

Unit : ‰

Marriage rates [1]



Average age at first marriage by gender [1]

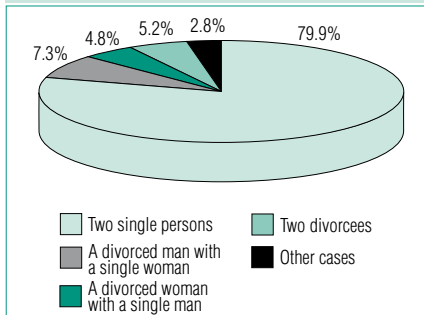


Population aged 15 and over by gender, age group and marital status (2004 census) [8]

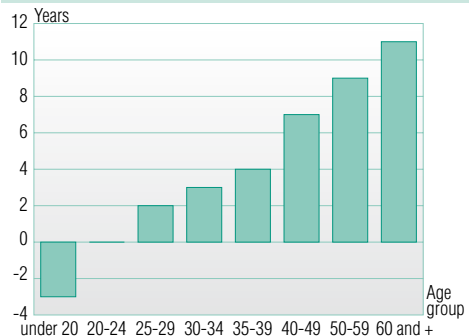
	Men				Total	Women				Total
	Single	Married	Widowed	Divorced/separated		Single	Married	Widowed	Divorced/separated	
15 to 29 years	26 576	1 506	13	52	28 147	24 893	2 998	62	90	28 043
30 to 39 years	11 014	7 105	26	440	18 585	9 682	8 608	140	619	19 049
40 to 49 years	5 526	8 399	72	864	14 861	4 739	8 436	443	1 046	14 664
50 to 59 years	3 049	7 190	224	871	11 334	1 905	6 086	900	973	9 864
60 to 69 years	1 269	4 293	369	516	6 447	881	3 242	1 615	577	6 315
70 to 79 years	461	1 874	437	170	2 942	509	1 184	1 699	182	3 574
80 years and over	141	502	257	40	940	243	215	1 010	56	1 524
Total	48 036	30 869	1 398	2 953	83 256	42 852	30 769	5 869	3 543	83 033

Unit : number

Marriages by previous marital status of the spouses (2000-2007) [1]



Age difference between husband and wife by age group of the husband (average 2000-2007) [1]



SOURCES [1] ISEE, Statistiques de l'état civil. [2] ABS. [3] Statistics New Zealand. [4] INSEE. [5] ISPF [6] Bureau de la Statistique de Wallis et Futuna. [7] Nations Unies, Département des Affaires économiques et sociales, Division population (2009). World Marriage Data 2008. [8] INSEE-ISEE, Résultats du Recensement de la population de la Nouvelle-Calédonie 2004.