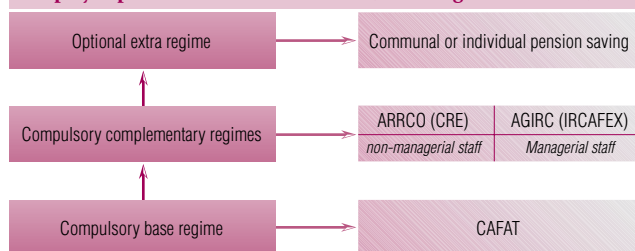
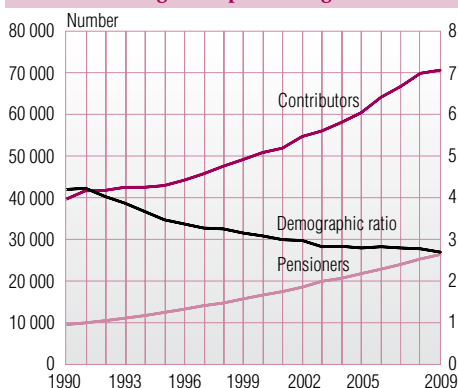


Employee pensions in New Caledonia (excluding civil servants) [1]

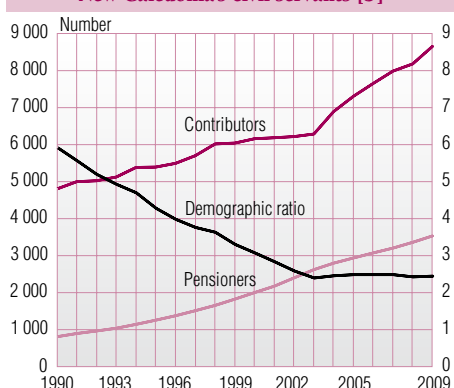


Contributors, pensioners and demographic ratio* of CAFAT general pension regime [2]



* Number of contributors/Number of pensioners.

Contributors, pensioners and demographic ratio* of CLR retirement regime for New Caledonia's civil servants [3]



* Number of contributors/Number of pensioners.

CAFAT general pension regime revenue and spending [2]

	Revenue	Spending	Balance
1990	55 920	50 883	5 036
1995	68 984	71 590	-2 606
2000	104 683	97 359	7 324
2001	111 027	103 284	7 743
2002	115 728	110 960	4 768
2003	126 580	120 697	5 883
2004	131 868	127 007	4 860
2005	137 189	134 398	2 791
2006	145 267	143 239	2 028
2007	166 561	152 273	14 288
2008	185 567	159 094	26 472
2009	205 721	170 893	34 827

Unit : thousand Euros

Contributions received and benefits paid by CLR to New Caledonia's civil servants [3]

	Revenue	Spending	Balance
1990	17 179	13 894	3 285
1995	26 472	26 958	-486
2000	30 512	48 260	-17 749
2001	29 783	54 034	-24 252
2002	33 168	60 830	-27 662
2003	38 917	67 250	-28 333
2004	47 297	73 241	-25 944
2005	60 537	78 445	-17 908
2006	78 060	83 482	-5 422
2007	79 585	87 437	-7 852
2008	84 822	91 795	-6 972
2009	97 577	103 946	-6 369

Unit : thousand Euros

Number of pensioners and amounts paid under the various regimes [1 to 4]

	2000		2005		2006		2007		2008		2009	
	Number	Amount	Number	Amount	Number	Amount	Number	Amount	Number	Amount	Number	Amount
CAFAT pensioners (a)	16 431	89 775	21 629	128 549	22 691	137 206	23 763	145 569	25 059	155 499	26 124	167 072
Civil service pensioners	5 663	118 686	7 904	219 145	8 308	1 998 727	8 666	257 635	8 961	272 970	9 239	290 243
French State	3 654	70 426	4 957	140 700	5 224	155 030	5 451	170 198	5 589	181 176	5 694	186 297
New Caledonia	2 009	48 260	2 947	78 445	3 084	83 482	3 215	87 437	3 372	91 795	3 545	103 946

* Including reversion pensions.

(a) Wage earners in the private sector and temporary agents in the public sector.

Units : number, thousand Euros

SOURCES [1] Groupe Taitbout CRE-IRCAFEX/délégation de Nouméa. [2] CAFAT. [3] CLR. [4] Trésorerie Générale de Nouvelle-Calédonie.